

Writing

ELL Strategy: Guided Writing for ELLs

Examples: Grammar, Mechanics, Word Choice, Organization, Content, and Style

Procedures:

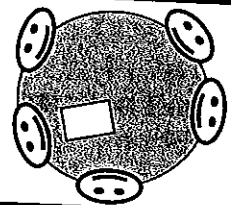
1. Teacher identifies the writing genre and prompt to be used.
2. Teacher facilitates and guides writing through brainstorming, guided questions, and prompting students to express what is to be written.
3. Teacher writes down, one sentence at a time, what students say on the board, large sheet of paper, chart, poster or overhead projector.
4. Teacher and students read and reread what teacher scribes after each sentence.
5. Teacher and students continue with steps 2-4 until the paragraph is completed. Students and teacher reread final product to model fluency and comprehension.
6. Students copy the paragraph.

FAQ: Do students copy the sentence after each sentence is written or after the entire paragraph is completed? Students should stay focused as the teacher is modeling the writing. Students copy one sentence at a time after the teacher writes the sentence. Discuss spacing, capitalization, and punctuation throughout the process.

Writing

ELL Strategy: Pass the Pencil

Examples: Grammar, Mechanics, Content, Point of View, and Word Choice



Procedures:

1. Pass the Pencil is an interactive approach to engage all students in the writing process.
2. Students are placed into heterogeneous cooperative groups. Materials include one pencil and one sheet of paper for the entire group.
3. Students pass the paper and pencil around the group and write a response, sentence, thought, etc. in order to build their paragraph. Students can assist each other if they do not know the answer or cannot express themselves through writing. Spelling does not count.

FAQ: Students have varied writing levels within the classroom setting. Can a child that has a lower level of English proficiency, possibly a newcomer, participate in Pass the Pencil? Yes, all students can participate even if the student is at a lower level of English proficiency. The mere act of participation within a group setting will help the student feel comfortable and develop his/her writing abilities at the same time.

Writing

ELL Strategy: Guided Writing for ELLs

Examples: Grammar, Mechanics, Word Choice, Organization, Content, and Style

Procedures:

1. Teacher identifies the writing genre and prompt to be used.
2. Teacher facilitates and guides writing through brainstorming, guided questions, and prompting students to express what is to be written.
3. Teacher writes down, one sentence at a time, what students say on the board, large sheet of paper, chart, poster or overhead projector.
4. Teacher and students read and reread what teacher scribes after each sentence.
5. Teacher and students continue with steps 2-4 until the paragraph is completed. Students and teacher reread final product to model fluency and comprehension.
6. Students copy the paragraph.

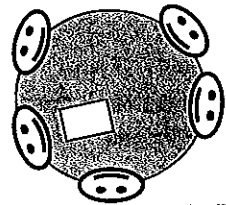
FAQ: Do students copy the sentence after each sentence is written or after the entire paragraph is completed? Students should stay focused as the teacher is modeling the writing. Students copy one sentence at a time after the teacher writes the sentence. Discuss spacing, capitalization, and punctuation throughout the process.

61

Writing

ELL Strategy: Pass the Pencil

Examples: Grammar, Mechanics, Content, Point of View, and Word Choice



Procedures:

1. Pass the Pencil is an interactive approach to engage all students in the writing process.
2. Students are placed into heterogeneous cooperative groups. Materials include one pencil and one sheet of paper for the entire group.
3. Students pass the paper and pencil around the group and write a response, sentence, thought, etc. in order to build their paragraph. Students can assist each other if they do not know the answer or cannot express themselves through writing. Spelling does not count.

FAQ: Students have varied writing levels within the classroom setting. Can a child that has a lower level of English proficiency, possibly a newcomer, participate in Pass the Pencil?

Yes, all students can participate even if the student is at a lower level of English proficiency. The mere act of participation within a group setting will help the student feel comfortable and develop his/her writing abilities at the same time.

62

Writing
ELL Strategy: Process Writing
Examples: Grammar and Mechanics

Procedures:

1. Teacher first models webs and writing processes on the board.
2. The teacher works with students to write words and sentences based on what they already know, what they can find in the text and/or other materials, and what he/she can prompt them to discover on their own.
3. Teacher then scribes, and students copy the teacher's paragraph/essay.
4. Process Writing assists students to begin writing in their second language.

FAQ: Do students copy the sentence after each sentence is written or after the entire paragraph is completed? Students should stay focused as the teacher is modeling through writing. Students copy one sentence at a time after the teacher writes the sentence. Discuss spacing, capitalization, and punctuation throughout the process.

63

Writing
ELL Strategy: Dialogue Journal
Examples: Grammar and Mechanics

Procedures:

1. A Dialogue Journal is a dialogue or conversation between the student and the teacher.
2. Grammar, punctuation, and spelling are not corrected, but modeled in correct English in the teacher's response to the student.
3. The teacher targets the skills the child is ready to learn through the journal responses.
4. Dialogue Journals provide students opportunities to write independently.
5. This free writing should be done daily.

FAQ: What if my ELLs cannot write in English? Encourage students to write in their native language. Unschooled children can also participate by drawing illustrations to represent the daily events in their lives.

64


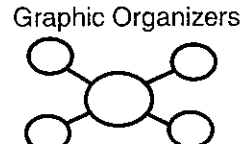
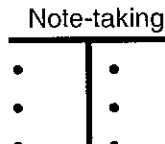
Writing

ELL Strategy: Prewriting Techniques

Examples: Word Choice, Content, Style, Organization, Point of View, Grammar, and Mechanics

Techniques:

1. **Brainstorming** is a prewriting strategy for writing ideas based on the selected topic. This is facilitated by the teacher.
2. **Word banks** provide the necessary vocabulary for writing.
3. **Drawings** help students illustrate ideas.
4. **Note-taking** using bullets is a simplistic approach for breaking down information.
5. **Graphic organizers** are excellent for eliciting, organizing and activating prior knowledge.
6. **Dictations** provide students alternative methods for a writing task.



Writing

ELL Strategy: Drafting Techniques

Examples: Word Choice, Content, Style, Organization, Point of View, Grammar, and Mechanics


Techniques:

1. **Guided writing** by the teacher allows students to participate in the writing process. As students copy the teacher's draft, they acquire the content knowledge and understand the structure of language.
2. **Notes taken** during pre-writing activities give students a starting point and a skeleton of ideas. This is especially useful for ELLs whose ideas are limited by the lack of English vocabulary.
3. **Sentence completions** will help address the different ways to begin or end a paragraph. This technique will also focus on vocabulary needed for all genres.

Writing

ELL Strategy: Revising Techniques

Examples: Word Choice, Content, Style, Organization, Point of View, Grammar, and Mechanics



Techniques:

1. Have ELLs and native English speakers participate in peer reviews for editing.
2. Set aside individual time for conferencing with students to discuss their writing.
3. Sentence combining using sentence strips allows students to move beyond subject/verb/object format. It encourages students to combine two or three different statements in various ways to make their sentences more complex.
4. Create descriptive word banks to extend students' vocabulary for writing.
5. Have students rotate their writing, within a cooperative group, to other students for group editing.
6. Have students review their work by beginning at the end and working their way to the beginning of their paragraph. This process enables students to see mistakes in spelling, punctuation, and grammar.

67

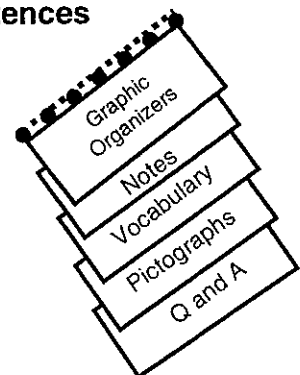

Writing

ELL Strategy: Publishing Ideas

Examples: Word Choice, Content, Style, Organization, Point of View, Grammar, and Mechanics

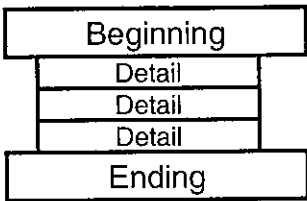
Publishing Ideas:

1. Construct a scrap book with illustrations and descriptive sentences
2. Create a travel brochure
3. Write a newspaper
4. Conduct an interview and create a magazine or newspaper
5. Create a greeting card
6. Generate a wish list
7. Construct a "How To" book
8. Write a thank you letter
9. Create a recipe book
10. Create a big or flip book
11. Display products; conduct a "gallery walk" for students to see everyone's projects

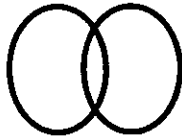


Writing
ELL Strategy: Graphic Organizers
Examples: Organization, Content and Note-taking

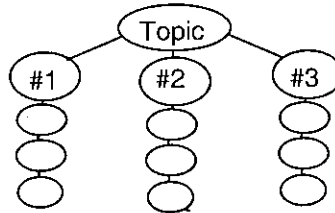
Organizational Map



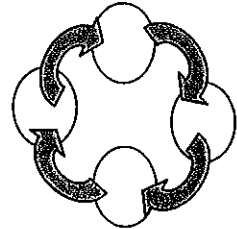
Venn Diagram



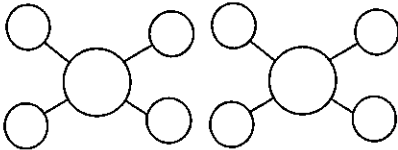
Main Idea and Details



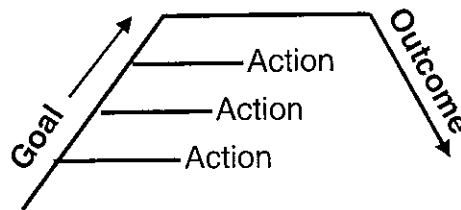
Cycle Graph



Comparison Clusters



Narrative Map

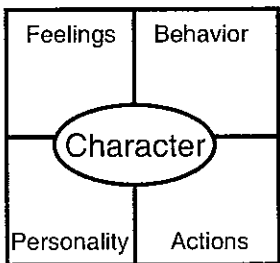


Timeline

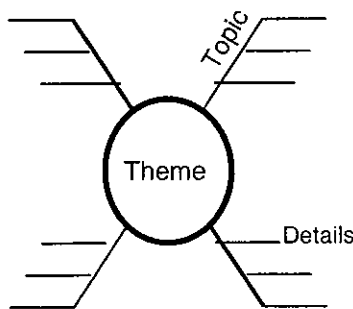


Writing
ELL Strategy: More Graphic Organizers
Examples: Organization and Content

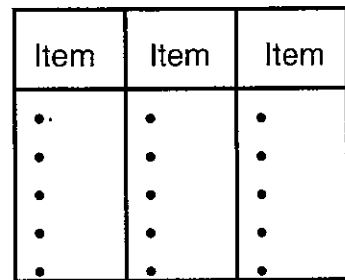
Character Quadrant



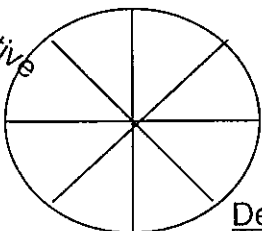
Main Idea and Details



Note-taking

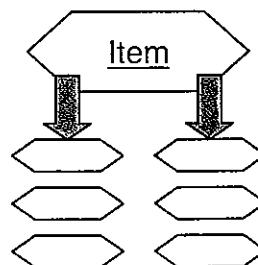


Descriptive Words

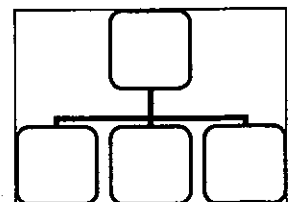


Descriptive Wheel

Attributes Map



Flow Chart



RESOURCES

- Atwell, N. (1998). *In the middle: New understandings about writing, reading, and learning*. Portsmouth, NH: Boynton/Cook Publishers, Inc.
- Bloom, B. S. (1956). *Taxonomy of educational objectives: Handbook I: Cognitive domain*. New York: David McKay, Inc.
- Chamot, A. U. & O'Malley, J. M. (1994). *The CALLA handbook: Implementing the cognitive academic language learning approach*. New York, NY: Addison Wesley Publishing.
- Collier, V. P. (1995). *Acquiring a second language for school: Directions in language and education*, 1(4), 1-14. Washington, D.C.: U.S. Department of Education.
- Cummins, J. (1998). Foreword. In C.J. Ovando and V. P. Collier (Eds.), *In Bilingual and ESL classrooms: Teaching in multicultural contexts (2nd Ed.)*. Boston: McGraw-Hill.
- Diaz, R. (1990). *Bilingualism and cognitive ability: Theory, research, and controversy. Children at risk: poverty, minority status and other issues in educational equity*. Washington, D.C.: National Association of School Psychologists.
- Fountas, I. & Pinnell, G. S. (1996). *Guided reading: Good first teaching for all children*. Portsmouth, NH: Heinemann Publishing.
-
- Freyer, F., & Klausmeier, H. J. (1969). *A schema for testing the level of cognitive mastery*. Madison, WI: Wisconsin Center for Education Research.
- Heinig, R. B. (1992). *Improvisation with favorite tales: Integrating drama into the reading/writing classroom*. Portsmouth, NH: Heinemann Publishing.
- Kagan, S (1985). *Cooperative learning resources for teachers*. Riverside, CA: Spencer Kagan.
- Laminack, L. (1998). *Volunteers working with young readers*. Urbana, IL: National Council for Teachers of English.
- Marzano, R., Pickering, D. & Pollock J. E. (2001). *Classroom instruction that works: Research-based strategies for increasing student achievement*. Alexandria, VA: Association for Supervision and Curriculum Development.
- Slavin, R. E. (1983). *Cooperative learning theory, research, and practice*. Englewood Cliffs, NJ: Prentice Hall.
- Stiggins, R. J. (2001). *Student-involved classroom assessment*. Upper Saddle River, NJ: Prentice-Hall.