



MUSIC
PUZZLES

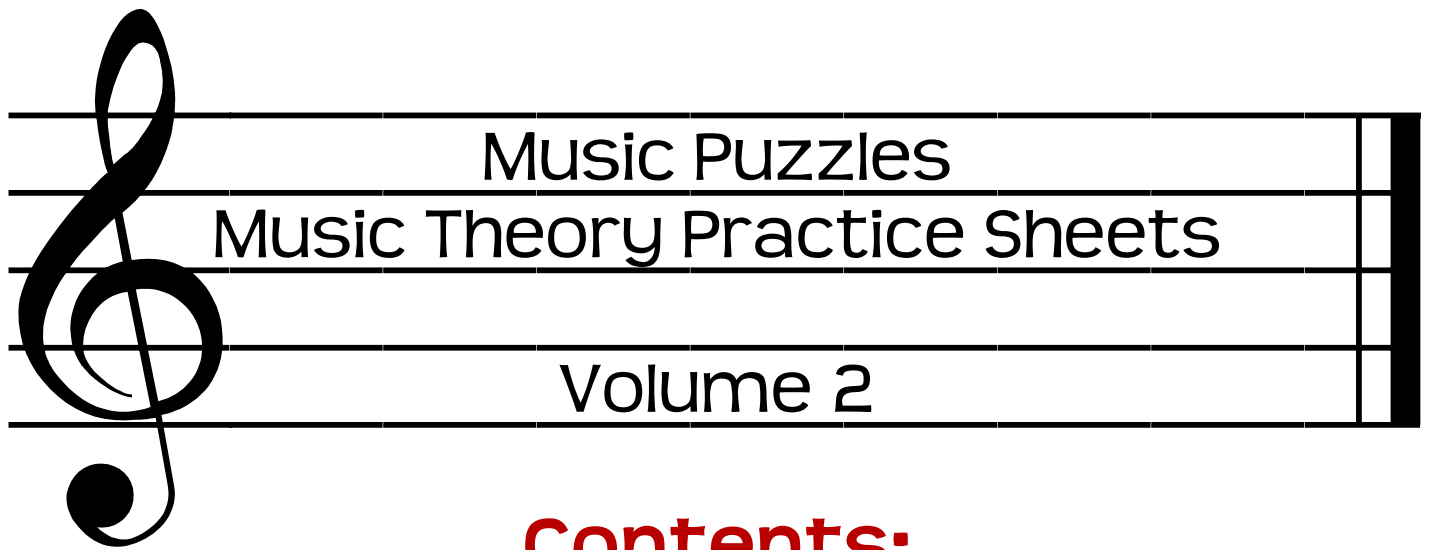


Music Theory Practice Sheets

Volume 2

(5 Music Puzzles and Answer Keys)

by D. Brian Weese



Contents:

Rhythm Matching #1

Note Name Words #1

Color by Rhythm #1 (Thanksgiving Turkey)

Meter Matching #1

Note Name Crossword Puzzle #2

Additional Notes:

Directions for the Teacher:

These practice sheets are designed for use in the classroom, whether you are teaching in various public school classroom situations, homeschooling or teaching graded church choirs. You will find many different concepts within these worksheets. It is up to you as the instructor to teach the desired content and then decide how you want to use these worksheets, such as for review practice or take home assignments following the teaching of a new concept.

Copyright Permissions:

You have permission to photocopy these puzzles as needed for your classroom/choir situation. You do not have permission to modify and/or resell these worksheets.



































Further Contact:

If you have questions, comments or suggestions you can best contact me by sending an email to briansonya@sbcglobal.net.




Rhythm Matching #1

Directions: Using a ruler to draw straight lines, connect the dots between matching rhythms on the left and the right. One pair has been done for you. Some of the lines you draw will cross over letters. When you are done the letters with lines through them should spell a phrase going down.


	.	R	T	.	
	.	U	E	.	
	.	J	Q	.	
	.	S	A	.	
	.	D	U	.	
	.	N	S	.	
	.	A	I	.	
	.	I	C	.	
	.	D	G	.	
	.	A	F	.	
	.	G	P	.	
	.	W	Y	.	
	.	P	F	.	
	.	Z	S	.	
	.	A	R	.	
	.	L	J	.	
	.	S	U	.	
	.	B	N	.	
	.	T	R	.	
	.	E	E	.	

Note Name Words #1


Directions: Fill in the blanks with a letter from the musical alphabet, using the following musical code, to reveal the words below.




A B C D E F G




P _ N




_ U _




P I _




_ _ _



_ U N




_ _ _




_ O _




_ _ _




S _ _



S _ N _




_ _ T



_ I V _

Note Name Words #1

Directions: Fill in the blanks with a letter from the musical alphabet, using the following musical code, to reveal the words below.



1.
P E N

7.
B U G

2.
P I G

8.
B E D

3.
F U N

9.
B A G

4.
D O G

10.
E G G

5.
S A D

11.
S A N D

6.
C A T

12.
F I V E

COLOR BY RHYTHM I

Directions: Color each rhythm pattern in the picture below with the following colors:

♪ = Black

♪♪ = Light Blue

♪♪♪ = Green

♪♪ = Orange

♪♪♪ = Brown

♪♪ = Yellow

♪♪ = Red



COLOR BY RHYTHM I

Directions: Color each rhythm pattern in the picture below with the following colors:

♪ = Black

♪♪ = Light Blue


♪♪♪ = Green

♪♪ = Orange

♪♪♪ = Brown

♪♪ = Yellow

♪♪ = Red

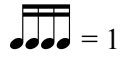
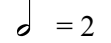


METER MATCHING 1.0

Directions: In each box, match the time signatures (meters) on the left with ANY of the rhythms on the right, by placing the letters into the blanks next to the time signatures. The blanks, when finished, should spell out a short sentence. Things to remember:

Top number 4 = number of beats in measure

Bottom number 4 = note value that gets one beat



2 4	_____	T		S	
3 4	_____	G		A	
4 4	_____	I		N	
5 4	_____	D		E	

3 4	_____	I		A	
--------	-------	----------	--	----------	--

2 4	_____	W		E	
3 4	_____	I		A	
4 4	_____	N		T	

2 4	_____	N		S	
3 4	_____	O		L	
4 4	_____	B		U	
5 4	_____	A		G	

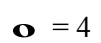
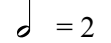
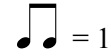
2 4	_____	A		U	
3 4	_____	D		T	
4 4	_____	O		I	
5 4	_____	R		X	
6 4	_____	E		Y	

METER MATCHING 1.0

Directions: In each box, Match the time signatures (meters) on the left with the rhythms on the right, by placing the letters into the blanks next to the time signatures. The blanks, when finished, should spell out a short sentence.
Things to remember:

Top number 4 = number of beats in measure

Bottom number 4 = note value that gets one beat



2 4	S	T		S	
3 4	I	G		A	
4 4	N	I		N	
5 4	G	D		E	


3 4	A	I		A	
--------	----------	----------	--	----------	--

2 4	N	W		E	
3 4	E	I		A	
4 4	W	N		T	


2 4	S	N		S	
3 4	O	O		L	
4 4	N	B		U	
5 4	G	A		G	

2 4	T	A		U	
3 4	O	D		T	
4 4	D	O		I	
5 4	A	R		X	
6 4	Y	E		Y	


NOTE NAME CROSSWORD PUZZLE 2



Directions: Read the note names for each problem. Each problem spells a real word, name or common abbreviation. Some words have been used more than once. Use the key below to fill in the puzzle.



F A C E



E G B D F

ACROSS:




DOWN:




NOTE NAME CROSSWORD PUZZLE 2

			1 F		2 F		3 G		4 B		
		5 B	A	D	E		6 A	G	E		
		7 B	A	D		8 E	G	G	A		
9 C		10 A	G	E	11 D			12 A	D		
A		G			13 E	14 B	15 B				
16 B	A	G			17 F	E	E	D	18 B		
	19 C	A	B	B	A	G	E		20 B	E	
21 B	E	G			C			22 D		G	
E		23 E	24 D	G	E			E		G	
E			A			25 D	26 E	F	A	C	E
27 F	E	E	D			D		F		D	

Directions: Read the note names for each problem. Each problem spells a real word, name or common abbreviation. Some words have been used more than once. Use the key below to fill in the puzzle.



F A C E



E G B D F

ACROSS:

5	16
6	17
7	19
8	20
10	21
12	23
13	25
	27

DOWN:

1	11
2	14
3	15
4	18
5	21
7	22
9	24
	26